

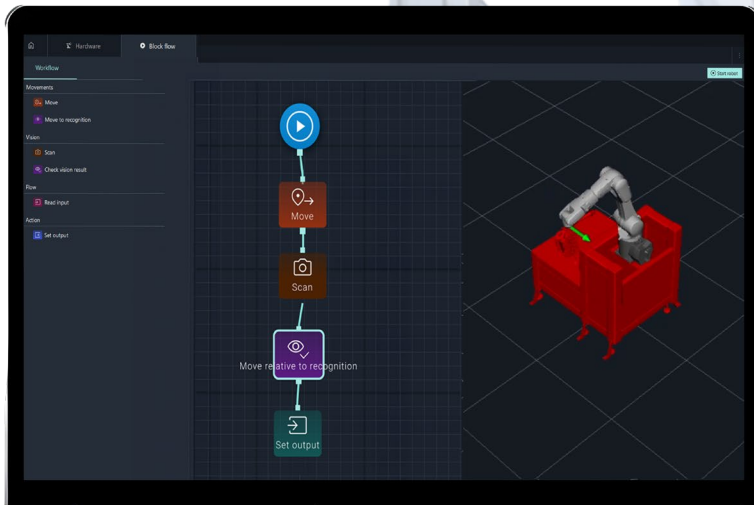
CoCreator[®]



The ultimate

NO CODE ROBOT PROGRAMMING SOFTWARE

Powered by 3D Computer Vision & AI



Why SCAPE CoCreator?

Today's industrial robotics solutions are often confined by costs, complexity, and limited adaptability. The SCAPE CoCreator is changing these limitations. This user-friendly platform is crafted to assist both experts and newcomers alike. It simplifies the journey of developing robotic solutions, from the initial idea to the actual implementation.

Plan your solution

IMAGINE

The CoCreator empowers users to fully harness the potential of robotics and AI, featuring advanced capabilities such as motion planning, 3D vision, and grip control.

All-in-one experience

CREATE

The CoCreator is designed to significantly streamline the process of building robotic work cells and crafting no-code robotic workflows. It offers a unique opportunity to test and validate solutions in both a digital twin environment and on actual hardware, ensuring a comprehensive evaluation.

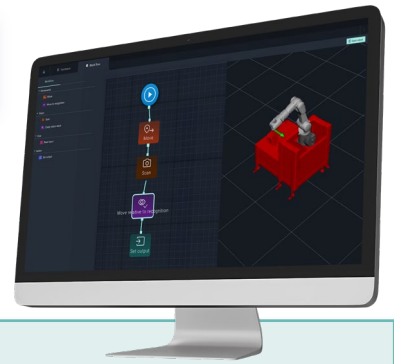
Reduce costs

AUTOMATE







The CoCreator significantly cuts down on the time and costs associated with deployment and redeployment, offering savings of up to 95% compared to conventional methods. It facilitates rapid integration of robotic automation, adaptable to ongoing changes in production processes.

CoCreator[®]

Benefits



The SCAPE CoCreator is an easy-to-use platform that makes it simple to bring different hardware and software parts together. It offers a complete environment where you can easily create, develop, change, and deploy robotic solutions. It combines advanced robotics, 3D vision technology, and powerful artificial intelligence. The platform is user-friendly for both experts and newcomers.

-  **No-code programming with advanced capabilities**
-  **Streamlined integration with vision technology**
-  **Robust simulation and validation tools**
-  **Adaptable control for evolving industrial needs**
-  **Intuitive all-in-one platform suitable for users of all skill levels**
-  **Universal compatibility across robot brands**

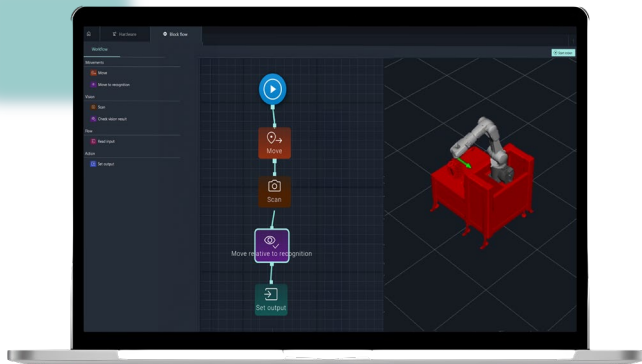
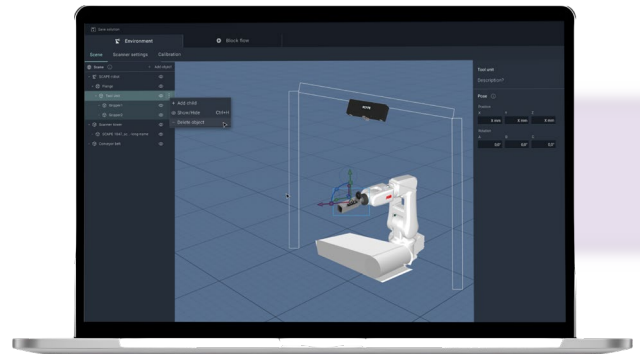
How to get started

With the SCAPE CoCreator you can get started with just **three easy steps**, from building your workspace to having a robot capable of performing your tasks.

STEP 1 IMAGINE

Build Your Workspace

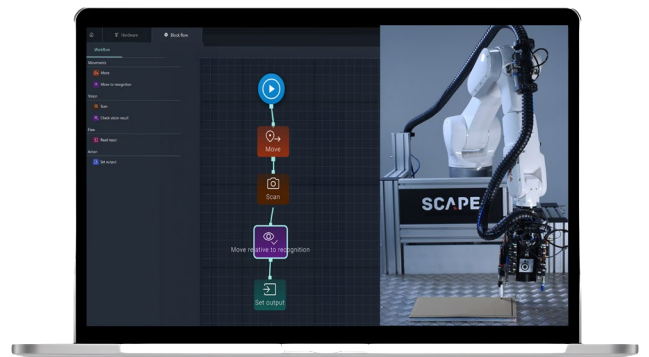
Use the intuitive interface to easily configure your 3D workspace. Select your robot brand, add hardware of your choice, and set up your scanner. Let the CoCreator create a collision-free path for you.



STEP 2 CREATE

Create Your Workflow & Simulate

Simply drag, drop, and connect blocks. Easily adjust settings and simulate your solution for optimal performance.



STEP 3 AUTOMATE

Automate

Efficiently deploy your solution, and rapidly adapt and redeploy when your production needs evolve.

Hardware & Software

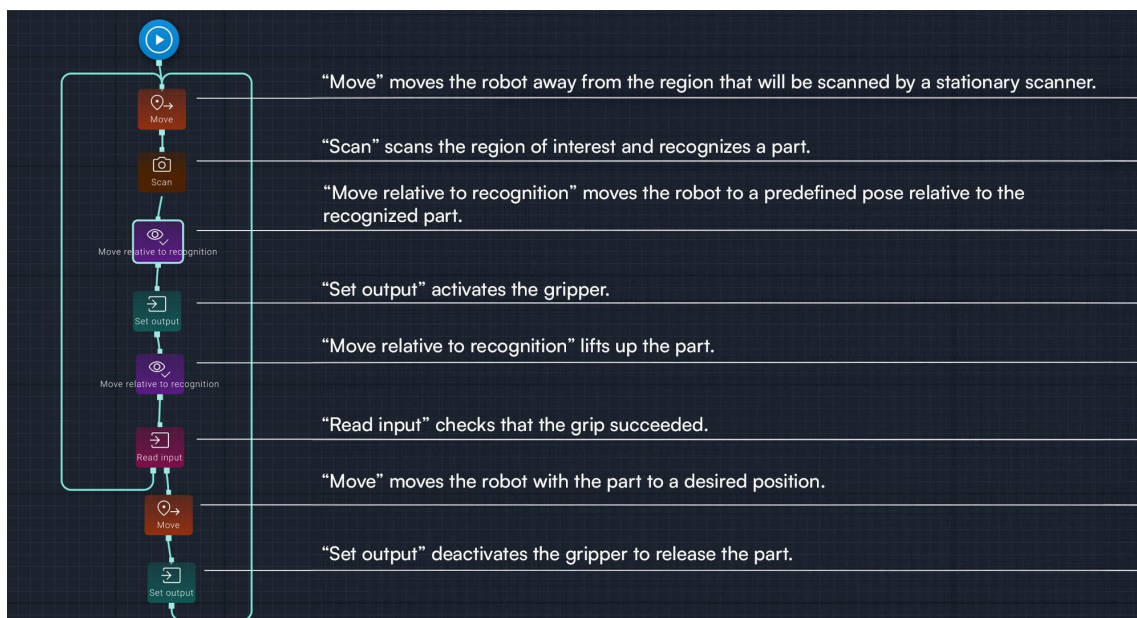
SCAPE CoCreator makes possible the seamless integration of industrial 3D scanners and cameras, any robot brand of your choice and other machines for automation. All cameras that conform to the GeniCam standards, can be integrated and calibrated automatically. This adherence to universally recognised protocols ensures that the CoCreator remains at the forefront of compatibility, making it versatile across a variety of robotic systems. Moreover, its full compatibility with all brands of robots underscores the platform's capability for straightforward porting and expansion, reducing the complexity and technical challenges associated with adapting to new robotic systems. This high flexibility and ease of integration underscore the platform's commitment to promoting innovation and efficiency in the automation ecosystem.



Blocks explained

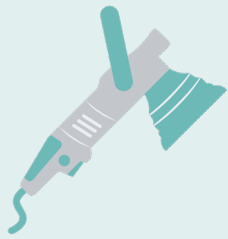
At the heart of the SCAPE CoCreator are 'blocks' – the fundamental units that make up the workflow of uniting your hardware and guiding the robot's movement. Think of blocks as Lego pieces, where each one has a unique function and purpose, ranging from simple movement commands to more complex actions like object recognition or decision-making processes. These blocks are designed to be intuitive and self-explanatory, providing a visual representation of each step in the robot's workflow. We have built them for you so that you do not need to have any coding experience. However, if you do have coding experience, then you can even expand the functionality yourself, building your own blocks.

Example of Pick & Place solution:

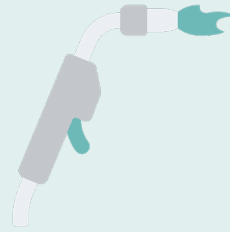


Endless applications!

SCAPE CoCreator toolbox will guide your robot in solving several applications with ease:



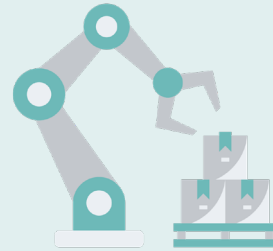
POLISHING



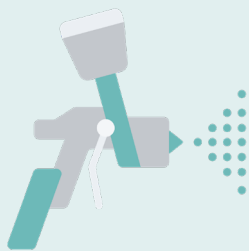
WELDING



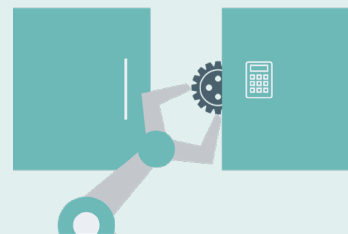
DISPENSING



PALLETIZING



PAINTING



MACHINE TENDING

+ many more

Get in touch, it's free!



If you have any specific robotic automation project in mind, then do not hesitate to get in contact with our experts:



+45 70 25 31 13



info@scapetechnologies.com



scapetechnologies.com

Or pay us a visit at our headquarters:

Østerbro 5C
5000 Odense, Denmark

CoCreator®

